



August 3rd, 2005

A letter from Eyal Yanilov

Shalom to all American Krav Maga Instructors,

Being the sole holder of the highest rank ever given in KM in the world (8th level Expert) and the “Founder Diploma of Excellence”, the closest assistant to Imi (KM founder) for over 15 years, I feel obligated to send a warning about some techniques that are being taught at various locations in the USA which need **immediate** correction.

During my most recent visit to the USA (July.05), I noticed that all Krav Maga Instructors (and students), who learned from other-than-IKMF Instructors (and/or by Instructors not supervised by the proper authority in Krav Maga, as has always been required), were performing some techniques and exercises incorrectly.

These mistakes could endanger the lives of the defenders.

The most alarming mistake I need to correct at this moment is the basic:

“Defending a Pistol Threat from Behind”

Herein you will find the correct KM method of performing the technique, along with a description of the incorrect way that I have seen being carried out recently in the US.

Correction #1 – this is the most serious problem. It can lead to the defender’s body being hit by a bullet. The defender **must not** allow the pistol’s barrel to move to a vertical direction at any time during the control/disarm procedure. The current technique I observed in the US allows the barrel to rotate downwards and practically toward the defender.

FYI - **all** handgun disarms, including from front, rear and sides, are done in a horizontal (or approximate) direction. Please note that this crucial technical correction requires immediate action in your Lesson Plans!

Correction #2 – I noticed that the method of grabbing the pistol is not being performed properly (we updated and corrected this way years ago). Done correctly, the thumb is extended and strongly placed along the side of the weapon for greatly increased leverage/slide interference, near the “hammer” area. The grab **must not** be with the thumb wrapped around the pistol barrel. There are several reasons for this: grabbing small guns with “snub nosed” barrels, and barrels with compensators, may result in injuries; as well, we have observed in training that sweaty hands (or in the field, perhaps, “bloody”) may also hinder this way of disarming.

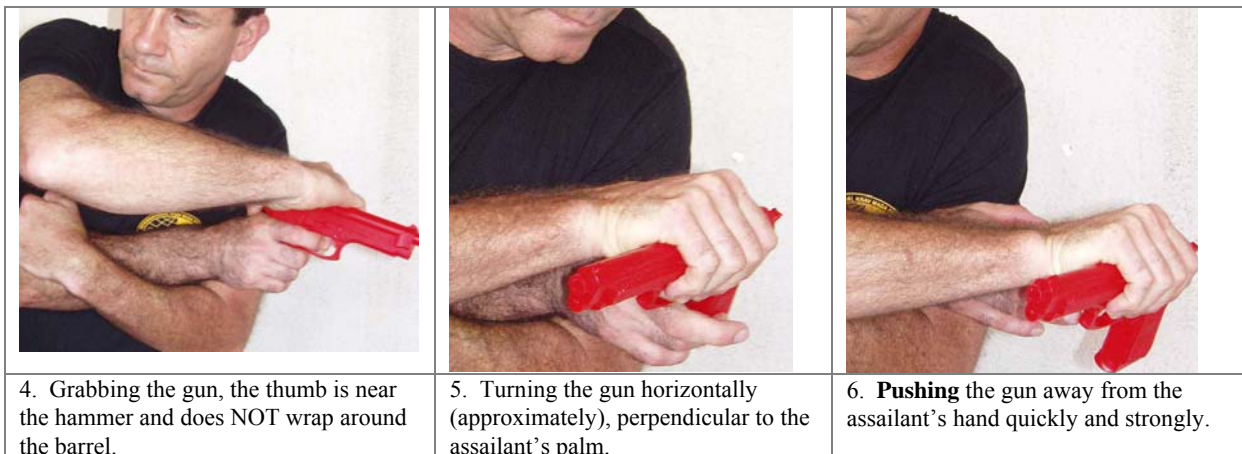
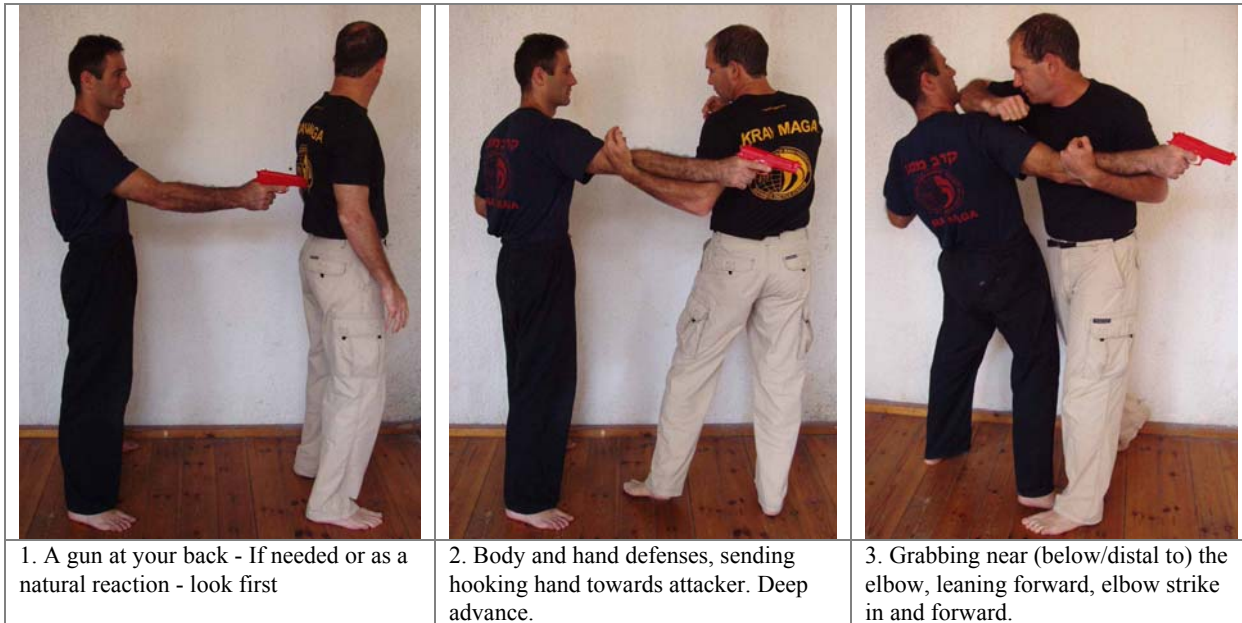
Correction #3 – if the defender is actively **trying** to grab the wrist area (after turning) one is giving the attacker more of a chance to retract the gun hand and point the barrel toward the head/upper arm/ shoulder/ or chest of the defender. It is practically impossible to turn and simultaneously slide to grab the wrist area during this technique without making this mistake.

Correction #4 – referring to the counter attack, it is supposed to be a horizontal elbow strike, sent mainly **forward & inward**, not a regular rotating elbow strike as if targeting the chin. If it is sent as a rotating strike, it may very well miss or glance off an attacker that might have been startled and leaned backwards, or even ducked a bit (both natural reactions). Going immediately to grab the wrist area of the gun hand may result in the defender being out of range for the elbow counter attack, especially if the attacker threatened with a straightened arm.

Pictures and more explanations are found in next page.

Correct technique




(Please note that all pictures were taken for simple illustrative purposes only, but nevertheless do show proper Krav Maga technique)



Please see next page for corrections to techniques recently observed in USA.

Examples of technical mistakes/problems recently observed in the USA -

(Pls correlate to the mistakes described in page 1)

		
<p>#1. When disarming, the trainees were turning the gun, barrel down, which may likely result in a shot towards the defender's body.</p>	<p>#2. Grabbing the gun this way will be a problem with small guns, or weapons with compensators on the barrel.</p>	<p>#3-4. Trying to immediately grab the wrist area will keep you away from the attacker (an elbow strike will not reach) and may give him more time to retract the gun (a natural reaction) or simply move back.</p>

Be Safe,

Eyal Yanilov
 Head Instructor, IKMF
www.krav-maga.com

P.S. – From what I observed there are some other disturbing mistakes in other techniques, i.e. gun/rifle from other directions, as well as some of the knife defenses, and other basic techniques. As there is no current active flow of information to most Krav Maga Instructors in the USA for about 10 years, we simply hope that there will not be any problems for students or instructors and that no one will get hurt. Pls. search in your ways and find the correct ones.

Eyal Yanilov

Teaching Krav Maga Since 1976, Eyal has training civilians, Military, Law Enforcement, Special Units and Instructors for all sectors, all over the world. **Eyal** was the Instructor for over 20 Americans, including Darren Levine and Alan Feldman, who took a part in the first Instructor's Course for Americans in Israel (during the summer of 1981). He taught and certified all the first generation of American Krav Maga instructors in courses in Israel and USA in 1984, 1986, 1988, and later until the mid 1990's, and was the Lead Instructor for official courses conducted for the Illinois State Police and other units that made the breakthrough for KM in the Law Enforcement sector (1988). As head of the Krav Maga Professional Committee (starting in 1987), was responsible for organizing Krav Maga into a true system, and for revolutionizing it in the mid-1980's. Organized the latest major overhaul in the late 1990's and leads the current tactical revolution in progress. Eyal has also been acting as the main driving force in spreading Krav Maga in Europe, Australia and the Far East.